

# TWO DIMENSIONAL DESIGN

**Introduction to underlying concepts for making and analyzing two-dimensional art. Application of the use of design elements and principles with basic color theory to achieve specific goals for visual communication is studied.**

## COURSE OUTCOMES

The objective of this class is to introduce the student to the tools, techniques and vocabulary that are essential to the development of understanding two dimensional design. By the end of term, the student will become familiar with the elements and principles of two-dimensional design, explore color theory, and develop a visual literacy through making art that reflects an understanding of craft, composition and content.

A significant component to this class includes introductions to a variety of materials, concepts, and techniques. Although this is a studio class, lectures, readings, demonstrations, and other materials will supplement the lessons. During the course we will focus on specific two-dimensional elements and develop an understanding of their meaning and the possibilities inherent in their use. These Elements include, but are not limited to: Line, Shape, Texture, Value, Color, and Space. We will use these basic elements to explore more elaborate Principles of two-dimensional design that include but are not limited to: Unity/Harmony, Balance, Contrast, Rhythm, Transition, Variety, and Dominance.

## INSTRUCTIONAL METHODS

This is a studio class. The student will be required to generate

artwork to fulfill assignments. Most of our work will be completed in class in VADC 126. However, there will be a significant amount of time outside the classroom required.

## WORKLOAD

Throughout this course your understanding of craft and presentation will become increasingly heightened. It is also my hope that your understanding and appreciation for time management and hard work will be increased. While nearly all class time will be dedicated to studio practice you will be required to complete work outside of class, i.e. homework.

I understand that many of you have children and jobs that require a substantial amount of your focus. However, school should be equally important if you want to be successful. On average you may have approximately 3 hours of homework a week on top of the 6 hours of studio time we have a week during class. You need to figure out how to manage your time in order to make sure you can be successful. This skill will serve you well in your future endeavors no matter what field you may enter. The amount of time spent does show in your work.



## COURSE INFO

Mon/Wed 3:00 - 5:55 pm  
VADC 126  
Mott Community College  
3 credits/6 contact hours

Pre-requisites: Placement into RDNG-016 (ACSR-016) Note: Recommend placement into MATH-072 or MATH-082 or higher.

Classroom handouts, lectures, assignment sheets, announcements and other supplemental materials will be available for download at [blackboard.mcc.edu](http://blackboard.mcc.edu).

## INSTRUCTOR

Katie Krcmarik  
P: 248-321-3434 (cell)  
[kkrcmarik@hotmail.com](mailto:kkrcmarik@hotmail.com)  
@KatieKrcmarik

Office Hours:  
Varies, but I will be available on campus Mon, Tues, Wed, and Thurs.

## TEXTBOOK

There is no textbook required. Individual readings will be assigned.

*Recommended* – Stewart, Mary. *Launching the Imagination, A Guide to Two-Dimensional Design*. McGraw-Hill, 2011. Print. ISBN-10: 0077379802

Hornung, David. *Color: A Workshop Approach*. McGraw-Hill, 2004. Print. ISBN-10: 0073023051

# GRADING POLICIES

Your projects should be completed as specified on the provided assignment sheet. It is up to the discretion of the instructor to penalize for absences and lateness (and I will do so).

This course includes a midterm exam. There will also be a variety of discussions, activities, design projects and critiques, all of which will be given specific deadlines for completion. You may need to spend time outside of class working on your projects. I expect any assigned reading to be completed outside of class so you can fully participate in class discussions and activities. All assignments are due at the start of the class date posted.

Late penalties are based on calendar days, not class days. Late work can be turned into the art office, during another class, or by arrangement with the instructor. It is, however, better to turn in a project late, rather than not at all. I would also note that all projects can be resubmitted for a higher grade, but late points cannot be removed. It would be better

to turn in a potentially bad project on time than a really good project late.

Late penalties:

- 1 day late = -5 pts
- 2 days late = -10 pts
- 3 days late = -15 pts
- 4 days late = -20 pts

After 4 days, assignments may not be accepted and a failing grade could be reported. Instructor can adjust this policy at her discretion.

Late projects may be turned in at another class or to the main art office between 8 am and 5pm.

## EXTRA CREDIT

Occasionally, the instructor, at her discretion, may make available an opportunity for a student to earn extra credit. This would be determined either on an individual basis, or as an opportunity for the entire class. Please pay attention to Blackboard to receive

information about extra credit opportunities if they arise.

## GRADING SCALE

Translation of 100 point system to college grade reporting is as follows:

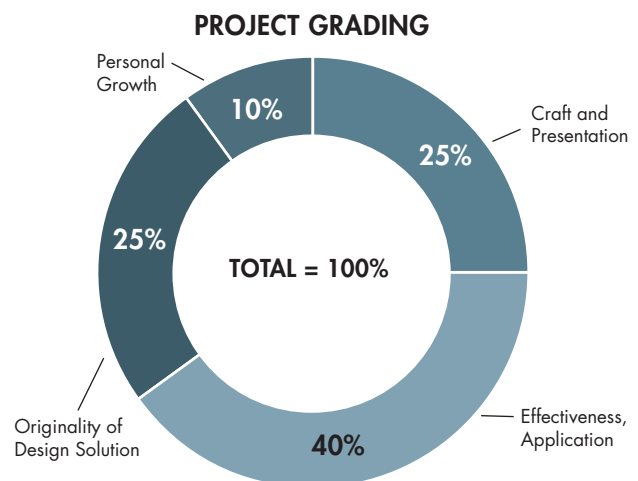
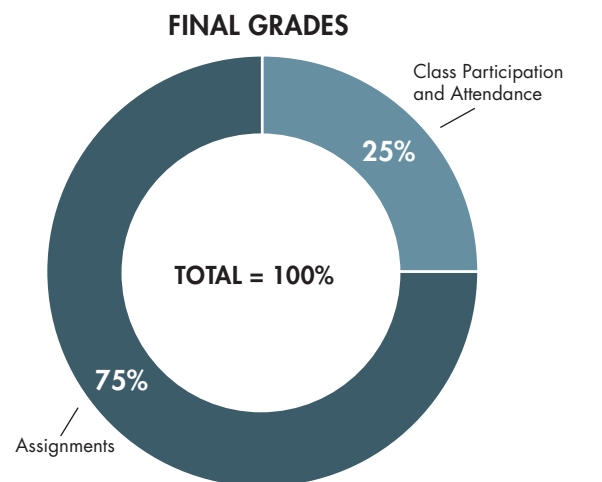
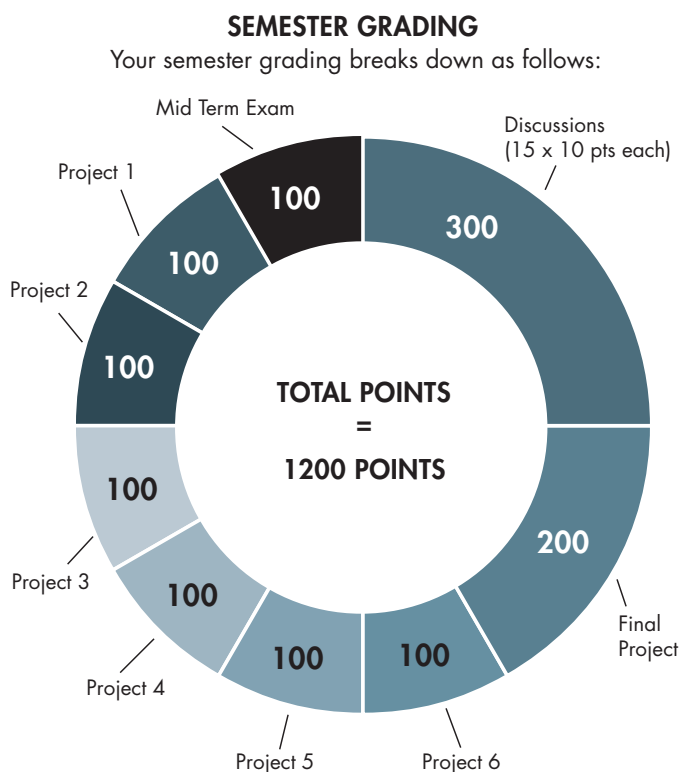
1200-1116	100-93	4.0	A
1115-1056	92-88	3.5	B+
1055-996	87-83	3.0	B
995-948	82-79	2.5	C+
947-888	78-74	2.0	C
887-828	73-69	1.5	D+
827-768	68-64	1.0	D
767-0	63-0	0.0	E

## DISCLAIMER

The grading information provided here is meant as a general guide. However, the instructor reserves the right to adjust the course grading policy as she deems appropriate.

## COMPLETE GRADING BREAKDOWN

These graphs show the complete breakdown of your overall semester grading and your overall assignment points. They also show the breakdown of specific assignments



## SUBJECTIVITY

There are some levels of subjectivity when grading artwork. I try to be as objective as possible. I will always be happy to discuss your grade with you either before class, after class, or during my office hours.

## STUDENT RESPONSIBILITIES

As a student in this class you will be required to effectively manage your time both in and outside of the classroom. You will be required to complete all projects on time by maintaining a regular, responsible work ethic. You will need to be in class during project introduction lectures because I will not give students individual lectures. If you are absent during this time it is up to you to gather notes and advice from fellow students and to check Blackboard for all handouts. You must take notes during project introductions and critiques! Each Project (unless otherwise stated) needs to be completed on illustration board with a 2" border left around the artwork (image area) to the edge of the board.

## PROJECTS

Presentation is important here in the classroom setting (and for successful employment in the real world). As such, you should follow the detailed presentation instructions provided for each assignment. If you lose your assignment sheet, all assignments are posted to Blackboard. Presentation is part of your grade and is worth 20% on each project. You spent a lot of time creating your project so your presentation should reflect the time you spent. It could be the difference between one grade and another. **PRESENTATION IS IMPORTANT!**

Each assignment will be printed and mounted as specified with a paper cover sheet hinged at the top with masking tape. You will also label the back of each piece with the following information:

- > Student name & number
- > Course # and name
- > Instructor's name
- > Assignment # and name
- > Date due and the date project was turned in to instructor.

Students are required to turn in a portfolio of all work at the end of the semester and participate in the student art show exhibition if chosen to do so. The student exhibition takes place after the end of winter semester in May. Each project needs to be clearly labeled with the above information to help facilitate the judging process and the return of work after the student show.

## MIDTERM EXAM

The exam will be based on your understanding of the elements/principles of 2D design, and their application, as well as the vocabulary covered in class. The exam will consist of 50 multiple choice questions. The exam will be given on Blackboard so please make sure you can log in before the exam.

## PARTICIPATION

Participation in class is expected and required. You should be prepared to offer your opinions during classroom discussions and actively participate in critiques. I do understand that talking in front of people may be hard for you, but I ask that you try to participate in some way. Students less comfortable participating in class discussion could take a more active role on the Wiki or in the in class activities. Participation is part of your grade and a crucial factor when making final decisions about grades.

## CRITIQUES

This class will require you to present your projects in critiques at the end of the project. These critiques are for the purpose of helping you improve your work. You should not take the feedback personally and should take it in the spirit it is intended. You will be expected to present your work and provide feedback on your classmates work. Engaging, respectful, intelligent, and articulate participation in all group critiques is expected. Missing a critique will result in a penalty to your final grade on the project.

*Note: If for any reason you feel unsafe or uncomfortable in class because of another student's actions please let me know.*

## HOW DO I GET AN A IN THIS CLASS?

Students often ask how they can get an A in my class. The below guide is meant as guidelines to provide you with some idea of what I'm looking for.

### Grade A

An A student will produce outstanding work. It will be original work and represent ideas not typically associated with the assignment. Your performance in all other aspects of class will also be outstanding. Further, you should:

- Attend all classes and be on time
- Turn in all work and turn it in on time
- Go above and beyond the basics on assignments
- Actively participate in classroom activities, critiques and discussions
- Exceptional craft and presentation

### Grade B

A B student will produce good work, but it will be predictable. While you will have pretty good performance in the class, your attendance and timeliness will not be outstanding. Further, you will:

- Will attend most classes (missing fewer than 3 classes) and be on time
- Turn in most work (missing five or fewer assignments) and be on time most of the time (late fewer than three times)
- Participate in classroom activities, critiques and discussions
- Good craft and presentation

### Grade C

A C student will produce average work and be lacking in overall classroom performance and timeliness. Further, you will:

- Will miss a number of classes (three to five) and may have issues with tardiness
- Missing a number of assignments (five to ten) and will often be late turning in assignments
- Minimal participation in classroom activities, critiques and discussions
- Deficient craft and presentation



# COURSE SCHEDULE

## WEEK 1

### MONDAY - 1/12/15

- ☛ Discussion: Review Syllabus, Intro to Project 1
- ⌂ In Class Activity: Ice Breaker
- ☑ Assign Project 1
- ☐ Assignment: Work on Project 1

### WEDNESDAY - 1/14/15

- ☛ Work Time, Review Student Ideas
- ☐ Assignment: Work on Project 1

## WEEK 2

### MONDAY - 1/19/15 NO CLASS MLK DAY

### WEDNESDAY - 1/21/15

- ☛ Discussion: Critique of Project 1
- ☑ Project 1 Due (Will give you until 4:30 to have it ready)
- ☐ Assignment: Research for Project 2

## WEEK 3

### MONDAY - 1/26/15

- ☛ Discussion: Intro to Project 2, Work Day
- ☑ Assign Project 2
- ☐ Assignment: Work on Project 2

### WEDNESDAY - 1/28/15

- ☛ Review student ideas, Work Day
- ☐ Assignment: Work on Project 2

## WEEK 4

### MONDAY - 2/2/15 Snow Day

### WEDNESDAY - 2/4/15

- ☛ Discussion: Work on Project 2
- ☐ Assignment: Work on Project 2

## WEEK 5

### MONDAY - 2/9/15

- ☛ Discussion: Critique of Project 2, Intro to Project 3
- ☑ Project 2 Due, Assign Project 3
- ☐ Assignment: Work on Project 3

### WEDNESDAY - 2/11/15

- ☛ Work Day, Review student progress
- ☐ Assignment: Work on Project 3

## WEEK 6

### MONDAY - 2/16/15

- ☛ Work Day
- ☐ Assignment: Work on Project 3

### WEDNESDAY - 2/18/15

- ☛ Critique of Project 3
- ☑ Project 3 Due
- ☐ Assignment: Research for Project 4

## WEEK 7

### MONDAY - 2/23/15

- ☛ Discussion: Intro Project 4
- ☑ Assign Project 4
- ☐ Assignment: Work on Project 4

### WEDNESDAY - 2/25/15

- ☛ Work Day, Review student progress
- ☐ Assignment: Work on Project 4

## WEEK 8

### MONDAY - 3/2/15

- ☛ Critique of Project 4
- ☑ Project 4 Due
- ☐ Assignment: Research for Project 4

### WEDNESDAY - 3/4/15

- ☛ Discussion: Intro to Project 5, Work Day
- ☛ Mid Term Exam
- ☑ Assign Project 5
- ☐ Assignment: Work on Project 5

**SPRING BREAK: 3/9/15 - 3/15/15 - NO CLASSES!!!**

## WEEK 9

### MONDAY - 3/16/15

- ☛ Work Day, Review student progress
- ☐ Assignment: Work on Project 5

### WEDNESDAY - 3/18/15

- ☛ Work Day, Review student progress
- ☐ Assignment: Work on Project 5

## WEEK 10

### MONDAY - 3/23/15

- ☛ Critique of Project 5
- ☑ Project 5 Due
- ☐ Assignment: Research for Project 6

### WEDNESDAY - 3/25/15

- ☛ Discussion: Intro Project 6, Work Day
- ☑ Assign Project 6
- ☐ Assignment: Work on Project 6

## ★ REMEMBER YOU ARE RESPONSIBLE FOR ALL MATERIAL IF YOU MISS CLASS ★

## WEEK 11

## MONDAY - 3/30/15

- ☛ Work Day, Review student progress
- ☐ Assignment: Work on Project 6

## WEDNESDAY - 4/1/15

- ☛ Work Day, Review student progress
- ☐ Assignment: Finish Project 6

## WEEK 12

## MONDAY - 4/6/15

- ☛ Critique of Project 6
- ☑ Project 6 Due
- ☐ Assignment: Research for Project 7

## WEDNESDAY - 4/8/15

- ☛ Discussion: Intro Project 7, Work Day
- ☑ Assign Project 7
- ☐ Assignment: Work on Project 7

## WEEK 13

## MONDAY - 4/13/15

- ☛ Work Day, Review student progress
- ☑ Assign Project 7
- ☐ Assignment: Work on Project 7

## WEDNESDAY - 4/15/15

- ☛ Work Day, Review student progress
- ☐ Assignment: Work on Project 7

## WEEK 14

## MONDAY - 4/20/15

- ☛ Work Day, Review student progress
- ☐ Assignment: Work on Project 7

## WEDNESDAY - 4/22/15

- ☛ Work Day, Get work ready for judging
- ☑ All work must be ready for judging
- ☐ Assignment: Finish Project 7

## WEEK 15

## MONDAY - 4/27/15

- ☛ Critique of Project 7
- ☑ Project 7 Due
- ☐ Last Day to Turn in Extra Credit, Project Redos, and Missing Assignments

## WEDNESDAY - 4/29/15

- ☛ Pick up work

## ADD DUE DATES TO YOUR CALENDAR



PROJECT 1



PROJECT 5



LAST DAY TO TURN WORK



PROJECT 2



PROJECT 6



QUESTIONS OR PROBLEMS

This code will add my contact info to your phone so you don't need to look it up. Please get in touch with me if you need clarification on any assignments or are having any problems.



PROJECT 3



PROJECT 7



PROJECT 4

MID TERM  
EXAM



# COURSE POLICIES

Active participation in this course and classroom activities will have a direct impact on your ability to understand the subjects being dealt with, as well as your performance on various projects. As in the real world, unexcused absences or late arrival will be considered a lack of interest in being “employed” (and in this case being educated). This will be reflected in a lower grade. Students are expected to show up for EVERY class and be ON TIME in order to get the most out of classroom instruction, discussions, project work, and instructor feedback. It is important that you NOT schedule other appointments that conflict with your class participation.

## CELL PHONES/DEVICES

Cell phones should be on vibrate. If a call is important, please step into the hallway to take the call. DO NOT take phone calls in the middle of class. Please keep texting to a minimum. Laptops and tablets are welcome in the classroom, but should be used for class purposes. Your focus should be on learning the material.

## CONDUCT AND DISCUSSIONS

Everyone has a different point of view, and artists are particularly notorious for expressing theirs. Some folks are a little shy about speaking in front of others, especially during critiques and discussions. Encourage each other, participate, critique, but don't make any personal attacks. That said, students who do not show respect to their classmates or instructor may be asked to leave the class.

## FOOD AND DRINK

You may eat and drink in the classroom, but may not do so while sitting at a computer. Always clean up after yourself, including disposing of trash properly and washing up any mess you have left behind. If it is found that students cannot adhere to these guidelines, then no food or drink will be allowed at all in the classroom.

## SAFETY ISSUES

We will be using some materials that may be considered dangerous or toxic. These include paper cutters, mat and X-acto knives, solvent-based markers and glues. Please be considerate of your own and others safety in the use of these materials. All art materials must be carried in proper art bins/tool boxes and any liquids should be kept in airtight containers. Knives should be put away carefully in a latched box and used blades disposed of by taping it

in a larger sandwich of cardboard before tossing in the trash bin. The guillotine cutter and other paper cutters provided in the studio should always be returned to their “down” position. Hands should be kept away from the blade, holding the handle or left side of paper/board only.

## CLEANLINESS

Clean up is an important part of each project. Don't leave your artwork behind as a mess for someone else to find and deal with. A clean, well-maintained studio is an important part of making successful pieces of art. This classroom is a space used by many people. No one likes working in somebody else's trash. Pick up after yourself—your mother doesn't work here!

## PLAGIARISM/CHEATING

According to the policy of the college, plagiarism and cheating are considered Academic Dishonesty and may result in your dismissal from or failure in the course with possible academic consequences from the college, including becoming a part of your permanent academic record.

## HATS AND MODES OF DRESS

This is an art class. Dress as you see fit. However, you should also be considerate of your classmates and practice some good personal hygiene, try to avoid clothing that may be offensive to others or hats that get in the way of your ability (or others) to see what's going on in the classroom.

## PERSONAL ITEMS

Disks, books, and other personal items should be labeled with your name so that efforts can be made for their return in the event that you have left them behind. If you find something that does not belong to you, be sure to make an effort to return it to the



rightful owner or, if unavailable, turn it in to an instructor or the Art Office where it will be safely stored until the owner claims it. Students found to engage in unauthorized “borrowing” (stealing) from either the college or their fellow students will face academic discipline or worse.

## CAMERA & TAPE RECORDING

The use of tape recorders or camera/video phones in this class is forbidden without first obtaining written permission from the instructor. The instructor reserves the right to tape record or photograph during this class. Photos by students may only be taken as part of an approved assignment for this class, and only with the written permission of instructor.

## CONTACTING YOUR INSTRUCTOR

While I encourage you to get in touch in with me, please try to observe some courtesy. I will try to get back to you within 24 hours. If calling or texting, I ask that you not get in touch with me after 10 pm or before 8 am. When texting, please include your name in the message. When emailing, please put a subject line that states the subject of the email. My contact info is on the first page of the syllabus. That contact info is the best way to get in touch with me.

## TARDY

You will be considered tardy if you are more than 15 minutes late to class or leave 15 minutes early. If you do find yourself entering a classroom late or you must leave early, especially during a lecture, student presentation, or critique, please enter and be seated quietly without disturbing others.

## ABSENT

You will be considered absent if you miss more than 45 minutes of a class. Two



tardies will be considered one absence when reporting to government agencies (see Title IV below) and for determining class participation and attendance. Note that your class participation and attendance is worth up to 25% of your total semester grade. Please note that this can have a significant impact on your financial aid! Financial Aid requires that you regularly attend class in order to receive funds.

### EMERGENCY

Absences due to a bonafide emergency may be excused with written permission but will still be considered for grading and reporting purposes. If a medical emergency absence extends beyond two classes, the student should meet with me to discuss other options for completing or withdrawing from the course.

### PLANNED ABSENCE

Absences due to planned activities (i.e. regular doctor's appointments, family vacations, etc.) are not excused absences. No exceptions. This course meets at regular times and you should do everything possibly to avoid planning any absences during the semester. You are responsible for lecture notes, assignment due dates, etc. Missed materials for the week can be found on Blackboard and you can contact me with questions about the missed materials.

### INSTRUCTOR ABSENCES/TARDINESS

While it has only happened very rarely, should it be necessary for me to miss a class, an appropriate substitute instructor will be arranged. Your attendance is still required for this class meeting. In any case, a representative from the Fine Arts Division will issue a message to the class in case of class cancellation.

## COLLEGE POLICIES

### STUDENTS WITH DOCUMENTED DISABILITIES

Mott Community College is committed to providing equal opportunity for participation in all programs, services and activities and adheres to Section 504 of the Rehabilitation Act (1973) and the Americans with Disabilities Act, as amended (2008) to provide effective auxiliary aids and services for qualified students with documented disabilities. Requests for accommodations by students with disabilities may be made by contacting Disability Services at 810-232-9181 or on the web at [disability.mcc.edu](http://disability.mcc.edu). Once your eligibility for an accommodation has been determined, you will be issued an Instructor Notification Letter. Please present Instructor Notification Letters to instructors at the start of the semester and/or two weeks prior to the accommodation date (test, project, etc). Requests received after this date will be honored whenever possible.

### INCOMPLETES

A student must initiate a request for an "I" (incomplete) from the instructor. The "I" will be given at the sole discretion of the instructor. Typically, an "I" will be given only when the student (a) has completed at least 75% of the class but is unable to complete the class work because of extraordinarily unusual or unforeseen circumstances or other compelling reasons, (b) has done passing work in the course, and (c) in the instructor's judgement, can complete the required work without repeating the course.

### WITHDRAWAL

A "W" is a student initiated withdrawal and can be initiated up to the 90% point (approx. up until the last two weeks of class) in the course. Effective Fall 2006, the instructor initiated withdrawal will no longer be available. You **MUST** go to the registrar's office to initiate a withdrawal.

### NO SHOW

The instructor may assign an "NS" grade, which indicates that the faculty member has had, in their judgement, insufficient instructional contact with the student. This can be assigned as early as 20% into the course, but will not be assigned if the student has completed 50% or more of the course work. If the student has completed 50% or more of the coursework, the student must seek a Withdrawal from the course if he/she wishes to drop. Otherwise, the grade earned by the student will be issued.

### MCC EMERGENCY CLOSINGS

The college will be closed at the direction of the President when adverse weather or other conditions make it necessary. For closing information, call: 810-232-8989. You can also sign up online for notifications to your phone.

### TITLE IV FUNDING ELIGIBILITY

Federal and State guidelines require the college to keep attendance records in order for students to maintain their Title IV fund eligibility. Excessive absences may affect that eligibility.

# SUPPLIES

## REQUIRED MATERIALS

- Grumbacher Color Computer with Grayscale (Color Wheel)
- Large tackle box or shoe box for art supply storage
- **1 18x24" Sketch Book (white) acid free**
- Portfolio or Manila Envelope, approx. 22x31" for storing projects
- Rubber Cement, 8oz jar with brush in cap
- Rubber Cement, Pint (for refilling jar)
- Masking tape,  $\frac{3}{4}$ " x 60 yards
- **Fiskar Scissors, full-size**
- **1 each 2H, 4H, 2B, 6B Graphite Pencils**
- Gum Eraser
- Kneaded Eraser
- White Mars or Plastic/Vinyl Eraser
- Brush- White Natural Bristle house-painting brush, 1-2", Good Quality
- 4 Disposable White Bristle or Foam Brushes- 2" wide
- Green (or blue) Self-Healing Cutting Matt, Minimum 8x10" in size (I would recommend larger)
- X-Acto Knife with Extra Blades (at least 10) Usually they are size #11
- **1 Black Permanent Sharpie Marker, 3000 Fine Point**

- **12" Steel Ruler**
- 2 Sheets Foam Core, White 20 x 30" (make sure corners are not bent)
- 4 to 6 sheets of Illustration Board or Mat Board-Heavy Weight, White, 22 x 30" (no bent corners)
- **Tracing Paper Pad, 25 Sheets or more, 11x14"**
- Plastic shopping bags for paint transportation
- Digital Camera or Disposable Camera (may even use your phone)

## OPTIONAL MATERIALS

- Rubber Cement Thinner, Pint Acrylic Paint
- White Artists Tape,  $\frac{3}{4}$ "
- Ziploc Sandwich bags
- $\frac{1}{4}$ " Angular Flat Paint Brush
- $\frac{1}{2}$ " Flat Paint Brush
- 24" Steel T Square
- Illustration Board or Mat Board-Heavy Weight, Black or Gray, 22 x 30"

## LOCATING MATERIALS

- Illustration Board is available for purchase in class
- U of M Flint Bookstore
- Michaels Crafts – multiple locations

- MCC College Bookstore, Prah Center
- Dick Blick – online at [www.dickblick.com](http://www.dickblick.com)
- Joann Fabrics – Multiple locations
- Big Box Stores like Office Max, Staples, Meijer, and Walmart

NOTE: I understand that many of you will not be receiving your financial aid for a few weeks. I have designed the first two projects to be accessible for students without supplies. In other words, I will supply the first two weeks worth of required materials. Do not panic, if you are unable to purchase any of this immediately. However, you cannot get through this class without purchasing these supplies.



# IMPORTANT DATES

	FULL SEMESTER	1ST HALF	LATE START	2ND HALF
First day of class	January 10	January 10	February 9	March 5
Web Advisor Registration Closes	January 16	January 16	January 16	January 16
Last Day to Add without Faculty Consent	January 9	January 9	February 8	March 4
<b>Last Day to Drop Full Refund</b>	<b>January 16</b>	<b>January 16</b>	<b>February 16</b>	<b>March 18</b>
<b>Last Day to Drop Half Refund</b>	<b>January 21</b>	<b>January 21</b>	<b>February 19</b>	<b>March 23</b>
Date of Record	January 22	January 22	February 20	March 24
Last Day to Change to Audit Status	March 27	February 13	March 20	April 10
Spring Break		March 9 - March 15		
<b>Last Day to Drop with "W"</b>	<b>April 24</b>	<b>February 25</b>	<b>April 24</b>	<b>April 24</b>
Last day of class	May 1	March 4	May 1	May 1
Final Grades Due	May 4	March 6	May 4	May 4